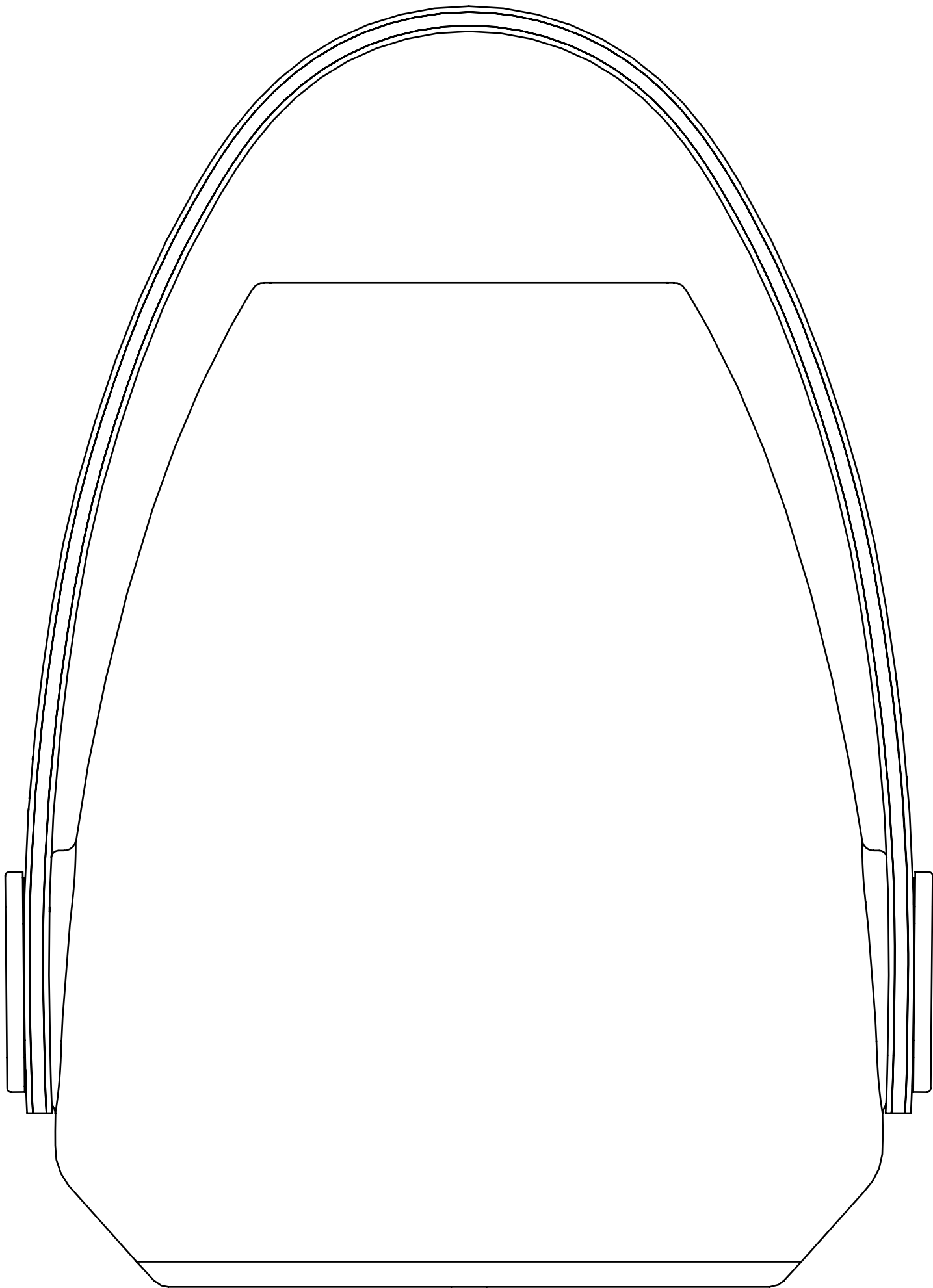


USER MANUAL



ANDALE LANTERN

Rm.,2703-05,Dong Jun Plaza,
No. 836, Dong Feng Dong
Road, Post: 510100
Guangzhou,
China

URL: www.mooni.com



Tel: (+8620) 8765 5311
Mail: support@mooni.com

CE DECLARATION OF CONFORMITY

To whom It May Concern:

Thank you for your inquiry and your interest to work with mooni. As requested, here is the CE DECLARATION of CONFORMITY below:

1. WE, THE MANUFACTURER, HEREWITH DECLARE UNDER OUR SOLE RESPONSIBILITY THAT MENTIONED PRODUCTS MEET THE PROVISIONS OF THE CE DIRECTIVE FOR LED PRODUCT, ALL SUPPORTING DOCUMENTATION IS RETAINED UNDER THE PREMISES OF THE MANUFACTURER.

2. STANDARDS APPLIED: TEST REPORT AND CERTIFICATE OF STANDARDS FOR WHICH DOCUMENTED EVIDENCE OF COMPLIANCE CAN BE PROVIDED.

If you have any questions regarding this CE Declaration of Conformity, please do not hesitate to contact our sales staff at support@mooni.com

It is our goal to provide excellent products and customer service to meet your needs and the needs of your customers. We appreciate your business and look forward to working together.

SIGNATURE:

A handwritten signature in black ink, appearing to be "Jianlan Yuan", written over a horizontal line.

JIANLAN YUAN
Director

Safety Warnings - Precautions



- Keep this product out of reach of children younger than 8 years of age.
- Do not permit children to play with this appliance.
- This device should not be used by persons with reduced physical, sensory or mental capabilities or lack of experience and knowledge unless they have been given supervision or instruction concerning use of this appliance in a safe way and understand the hazards involved.
- Cleaning and user maintenance shall not be made by children without supervision.
- Never place the unit or accessories near heat sources, open flames or on hot surfaces.
- Only use the original accessories and power supply.
- The power supply may generate heat while charging. Make sure that they are well ventilated.
- If the unit or one of its accessories is damaged, do not charge this Mooni product anymore.
- Do not disassemble the unit or its accessories.
- Repair may only be carried out by an experienced technician.
- Use a damp cloth to clean the unit and its accessories. Do not use aggressive chemicals, cleaning solvents or strong detergents.

Caution: This Lantern contains a rechargeable Li-ion battery. The remote control contains a button cell battery. At the end of their lifetime, these batteries should be recycled. Before bringing the lantern and remote control to a collection point, please open the bottom part of the lantern and separate the battery. Please return this battery together with the button cell to the dealer's shop or to a battery recycling collection point.

Please read more about environmental recommendations under "Environmental recommendations" in this manual.

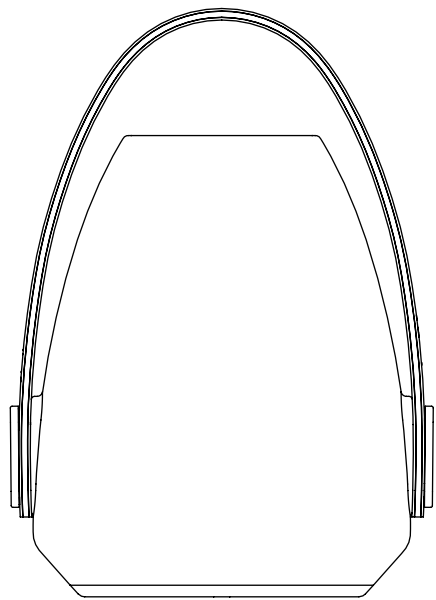
Never short-circuit, open or expose a battery to heat or throw into fire as it can explode and cause serious personal injury.

Introduction

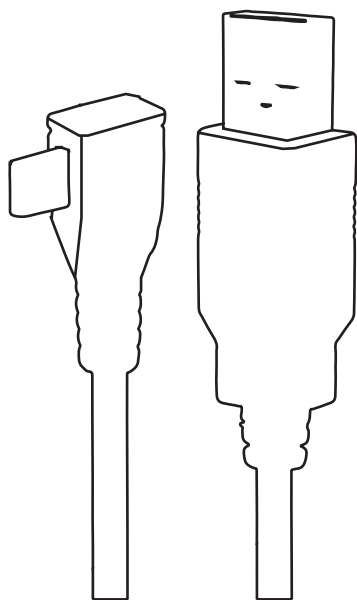
Thank you for purchasing this Mooni Product.

This manual contains important operating and safety instructions and we advise you to read and save this manual.


Contents



1x Mooni Andale Lantern



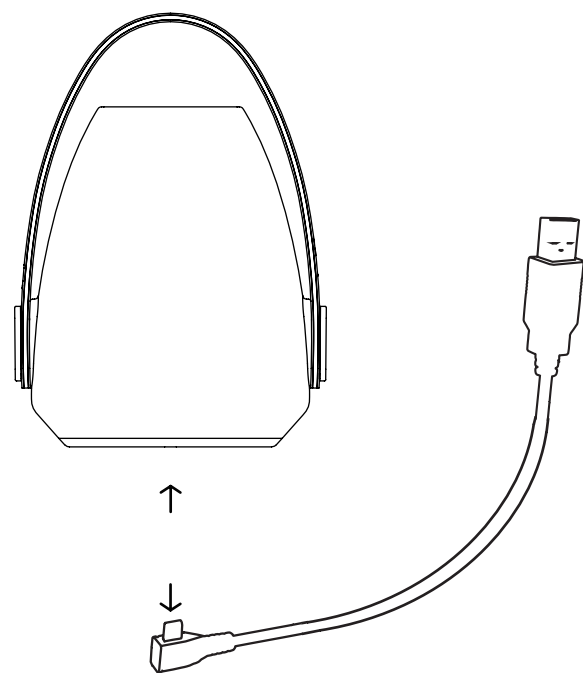
1x USB to Micro-USB 2m cable



1x Remote control

Charging

1. **Before first use, a full re-charge of the internal battery will be necessary.**
2. Insert the USB cable into the Micro-USB port on bottom or side of the lamp.
3. Connect the USB Cable into any 5V USB power socket. For example, a computer/laptop, vehicle, power bank, or USB power adapter.
4. A red light will indicate when the product is being charged. The red light will turn off when the product is fully charged.
5. Disconnect the USB cable from the lamp and the power source. The Mooni product is now ready to use.



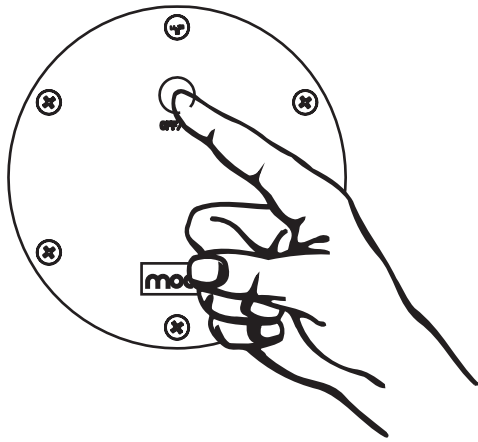
How to take care of the internal battery:

Partial discharges with frequent recharges are much healthier for the li-ion battery than a long deep discharge.

During a long storage period of your product, try to keep the li-ion battery at a charged level of about 50%

Note: The integrated rechargeable battery will lose its energy even while the product is not being used. The rate of self-discharge is dependent on the state of charge, ambient temperature and other factors. A full recharge of the product immediately after storage and before use is recommended.

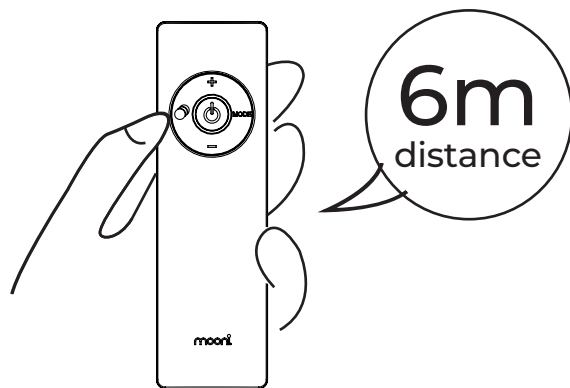
Basic Instructions - Master Button





1. Use the On/Off button located on the bottom plate of the product.
2. Press the button to switch the product on.
3. Press repeatedly to choose the desired color or color mode.
4. Press and hold the button for more than 1 second to switch the product off.

The product can produce light in multiple colors and in 4 different lighting modes. You can select these different colors and modes by pressing the button described above or by using the remote described below.

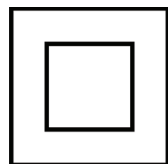

Basic Instructions - Remote



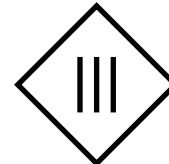
1. Press the  button to switch the lamp On/Off.
2. Use the +/- buttons to adjust the light intensity.
3. Use the  button to select or change color.
4. Use the MODE button to choose the desired color mode.

Technical Specifications

Dimensions:	332 x 240 mm
Usage time:	6-10h
Charging time USB:	4-8h
Charging time Wirefree:	8h
Built in rechargeable battery:	3.7V Li-ion 2000mAh
Lifetime LED:	20 000h
Storage temperature:	-25°C ~ 60°C
Storage humidity:	20 ~ 90%
Button cell remote control:	CR2032 (non-rechargeable) 3V lithium
Rated Voltage:	100-240VAC for adapter; SELV 24Vdc for charge plate; 3.7Vdc Lithium battery for luminaire DC 5V 1A USB
Rated Frequency:	50/60Hz for adapter
Rated Power:	LED: 5W
Protection Class:	Class II for adapter; Class III for luminaire
Degree of Protection:	IP 44 for luminaire; IP 20 for adapter and charge plate and DC 5V 1A USB
Classification of radiation	RG0



FOR ADAPTER



FOR LUMINAIRE

WARNING:

The light source contained in this luminaire shall only be replaced by the manufacturer or his service agent or a similar qualified person. If the external flexible cable or cord of this luminaire is damaged, it shall be exclusively replaced by the manufacturer or his service agent or a similar qualified person in order to avoid a hazard. Or the external flexible cable or cord of this luminaire cannot be replaced; if the cord is damaged, the luminaire shall be destroyed.

Environmental Recommendations

Regarding used batteries

The customer should return used batteries to the retailer's shop or to a collection box for battery recycling.

Regarding waste from electrical and electronic equipment (WEEE)

This symbol on the product or the packaging indicates that the equipment carrying this mark must not be thrown into general waste but should be collected separately and properly processed under local regulations. The appropriate take-back systems will reuse or recycle most of the materials of your end-of-life product in an ecological way to diminish the pressure on natural resources. Please contact your local waste administration if you need more information on the collection system.



Warranty and Warranty Limitations

This Mooni product is warranted to be free from defects in material and operation for one year. In the unlikely event that it is found to be defective within this period of time, the importer/manufacturer will repair or replace it. When returning the defective product, the sales receipt must be enclosed.

The Warranty does not cover: problems caused by abuse or by environmental conditions that are not in conformance with the recommended operations of the product. Accidental or deliberate damage, repairs or product alterations made by persons without written consent from Mooni are also not covered. Batteries are considered wear parts therefore they are not included in the warranty. The product does not function properly due to problems with connection and/or access to your Bluetooth™ device (e.g. Such as a cell phone, tablet, computer). Abnormal voltage. Under no condition can the importer/manufacturer be held liable for damage to items or appliances for incidental or consequential losses or expenses incurred. This does not affect your statutory rights.

For questions:

Please contact us on support@mooni.com or check the website www.mooni.com.

Importer/distributor:

Mooni International AB
Brädgårdsvägen 28, 236 32, Höllviken, Sweden

Subject to typographical errors